

HEAVY DUTY

# TREATMENT WASTEWATER EQUIPMENT



**Best  
Choice**



**Reliable  
Product**



**Best Quality  
Material**



**Excellent  
Performance**

# TABLE OF CONTENT

INTEGRATED SEWAGE TREATMENT DEVICE (UNDERGROUND TYPE).....	1
INTEGRATED INTELLIGENT WASTEWATER REUSE DEVICE.....	3
WATER PURIFIER.....	5
MEMBRANE BIOREACTOR (KMBR).....	7
DISSOLVED AIR FLOTATION MACHINE (RADICAL-FLOW TYPE).....	9
NIKUNI PUMP AIR FLOTATION MACHINE.....	11
HORIZONTAL FLOW TYPE AIR FLOTATION AND SEDIMENTATION MACHINE.....	12
CAVITATION-AIR FLOTATION MACHINE.....	13
AIR FLOTATION AND FILTRATION MACHINE.....	15
MECHANICAL FILTER.....	17
SHALLOW AIR FLOTATION MACHINE.....	19
THE CLOTH MEDIA FILTER.....	21
THE INTEGRATED PUMPING STATION.....	23
KMBBR INTEGRATED SEWAGE TREATMENT EQUIPMENT.....	25
DISSOLVED AIR FLOTATION MACHINE (COMBINED TYPE).....	27
VALVELESS FILTER.....	29
IC ANAEROBIC REACTOR.....	31
AERATION BIOFILTRATION TANK.....	33
IRON CARBON MICRO ELECTROCHEMICAL REACTOR.....	35
FENTON CATALYTIC OXIDATION REACTOR.....	37
BELT (TYPE) FILTER PRESS.....	39
VACUUM BELT (TYPE) FILTER.....	41
SLUDGE CONCENTRATING AND DEWATERING MACHINE.....	43
VOLUTE SLUDGE DEWATERING MACHINE.....	45
SAND WASHING FILTER PRESS.....	47

# TABLE OF CONTENT

MICRO FILTRATION MACHINE .....	49
DUNG DEWATERING MACHINE.....	51
PLATE AND FRAME (TYPE) FILTER PRESS.....	53
DECANTER CENTRIFUGE MACHINE.....	55
MECHANICAL GRILLE (BAR SCREEN).....	57
OBLIQUE TUBE (PLATE) SEDIMENTATION DEVICE .....	59
CERAMIC VACUUM FILTER.....	61
KXSC BELL TYPE SAND REMOVING MACHINE.....	63
KLSF SERIES SAND-WATER SEPARATOR .....	64
PERIPHERAL DRIVE MUD SCRAPER.....	65
CENTER DRIVE MUD SCRAPER.....	67
CHAIN TYPE OIL DREGS SCRAPER .....	69
LANE DRIVING TYPE MUD SCRAPING MACHINE (SUCTION) .....	70
INCENERATOR.....	71
KCAF AERATOR (MICRO BUBBLE GENERATOR).....	73
SHAFTLESS SCREW CONVEYOR.....	74
AMMONIA NITROGEN STRIPPING TOWER .....	76
CHLORINE DIOXIDE GENERATOR.....	77
DOSAGE SYSTEM .....	79



# INTEGRATED SEWAGE TREATMENT DEVICE (UNDERGROUND TYPE)

## Description



**Best  
Choice**



**Reliable  
Product**



**Excellent  
Performance**



**Best Quality  
Material**

This machine is developed based on the operational experience of sewage treatment devices at home and widely with advanced biological treatment methods, while combining our own research and practice. It can remove BOD5, COD, NH3-N with stable performance and effective treatment capacity. The characteristics of auto-run and non-floor work save cost and enjoy easy maintenance. Grass and flowers can be planted on the surface so that no damage to the environment will not be affected.

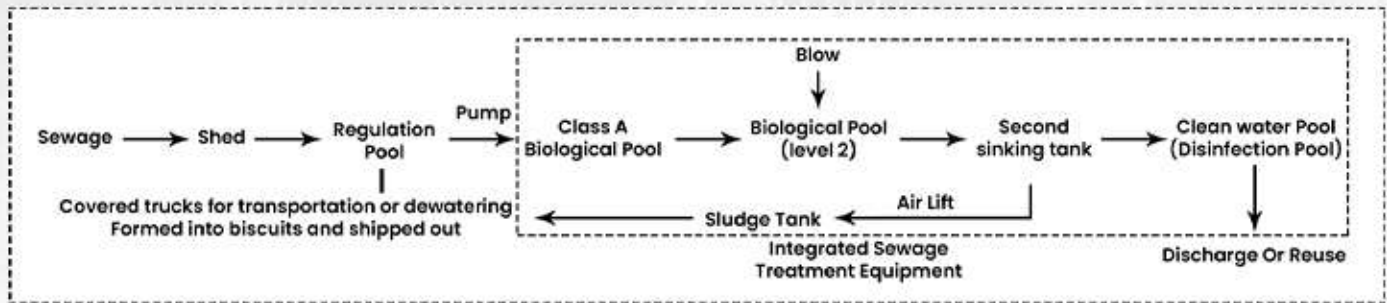
It is suitable for the recovery and reuse of water from hotels, restaurants, sanatoriums, hospitals, home villages or towns, stations, airports, factories, mines, tourist attractions, industrial organic sewage similar to municipal sewage, etc. and can also be from the slaughter industry and food industry after treatment. The water outlet quality meets the national discharge standard and the reclaimed water reuse system can be designed together with the underground discharge system according to the actual needs of the clients.



# INTEGRATED SEWAGE TREATMENT DEVICE

( UNDERGROUND TYPE )

## Process Flow Diagram



## Technical Parameters

Item	Model	KSWZ						
		0.5	1	3	5	10	20	30
Capacity (m3/h)		0.5	1	3	5	10	20	30
Fan Air Blower	Model	HB-0.75		HB-1.1	HB-2.2	HB-4.4	HB-8.8	HB-11.5
	Power (KW)	0.75		1.1	1.2	4.4	4.4X2	11.5
Water Pump	Model	40QW7-10-0.75		40QW10-7-0.75		50QW10-10-1.1	50QW25-7-1.5	50QW42-9-2.2
	Power (KW)	0.75-1.1					1.5	
Inlet Water BOD, mg/L		150-400						
Outlet Water BOD, mg/L		20-60						
Floor Space (m)		4.5	6.5	12	15	35	51	76

## Remarks

1. The models of fans and pumps in the table are for reference only. The dimensions of the equipment in the table are for reference only.
2. The size of the equipment in the table is for reference only, the actual size is based on the design size of the drawings.
3. This equipment is a non-standard product, the table is only part of the specifications, the company can be based on the user's actual water quantity, water quality, wells and site for non-standard design.

# INTEGRATED INTELLIGENT WASTEWATER REUSE DEVICE-KSWZ-KMBR (SEWAGE TREATMENT DEVICE)

## Description

This is a kind of machine that combines KMBR membrane separation technology with biological treatment technology and intelligent control technology. It features compact design, aesthetic appearance, small area, low cost, reliable operation, high automation as well as simple maintenance while discards defects in traditional sewage treatment technology. Secondary sedimentation tank was replaced and re-claimed water can be obtained through effective solid-liquid separation. It also boasts high concentrated microbial biomass in biological tank. less excess sludge. effective removal of ammonia nitrogen, near zero suspended substance in the effluent and turbidity, elimination of bacteria and virus to a great extent and effluent quality is much better than reclaimed water quality (exceeds national first level standard A). This system is suitable for waste water treatment of residence communities, offices, commercial buildings, hotels, restaurants, schools, hospitals, highways, railways, factories etc. as well as for industries like slaughter, textile, beer, paper mill, leather, food, chemicals etc. Specifications we produce are as follows: 5t/d, 25t/d, 50t/d, 100t/d, 150t/d, 200t/d, 300t/d, 500t/d (manufacture according to client's requirement)



**Best  
Choice**



**Best Quality  
Material**



**Reliable  
Product**

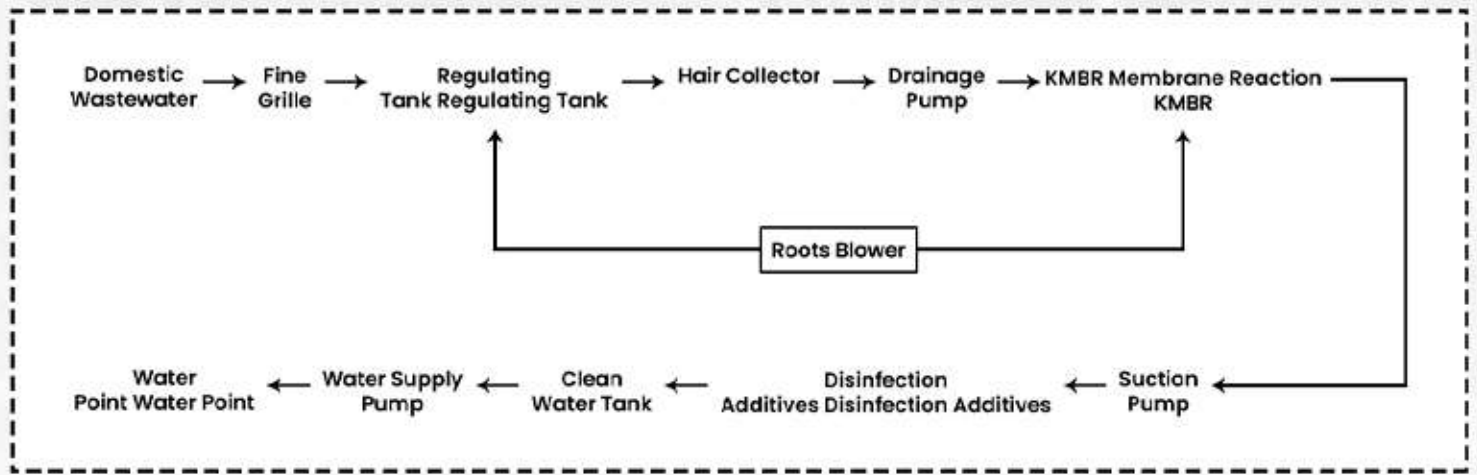


**Excellent  
Performance**



# INTEGRATED INTELLIGENT WASTEWATER REUSE DEVICE-KSWZ-KMBR (SEWAGE TREATMENT DEVICE)

## Process Flow Diagram



# WATER PURIFIER

## Description

This machine integrates mix. reaction, sedimentation and filtration and is used for water treatment of electroplating, pottery, battery, smelting, light industry and machinery industry etc. It can effectively remove various harmful substances such as heavy metal ions, cyanide compounds, sediment and suspension particles. The water after treatment meets the national discharge standard and can be reused. It is also used for water purification for factories and enterprises, rural areas and rural areas. The turbidity in groundwater, coal washing water and pudding water after treatment can be less than 3mgk and meet the national drinking water standards. It can be said that this machine plays the role of water-works.

With large resistance water distribution system, it adopts new technology in the reaction section which improves the absorption and cohesion; the channel in the precipitation section improves the efficiency and for the filter system, low cost, high greatness, abrasion resistance, and easy-to-rinse light filter materials are used. Compact structure, small size, easy operation easy operation and stable performance all contribute to success.



**Best  
Choice**



**Reliable  
Product**



**Best Quality  
Material**



**Excellent  
Performance**



# WATER PURIFIER

## Technical Parameters

Model	Processing Water Capacity(t/h)	Overall Size (mm)	Weight In Operation (t)
KHR-5	5	3000 x 1500 x 2700	11
KHR-10	10	3500 x 2000 x 2800	17
KHR-15	15	4800 x 2000 x 2800	24
KHR-20	20	6000 x 2000 x 2800	30

# MEMBRANE BIOREACTOR (KMBR)

## Description

KMBR is a new wastewater treatment technology combining high efficiency membrane separation technology and activated sludge method. It can be used in the treatment of municipal or industrial wastewater with high organic content, and can replace the secondary sedimentation of the traditional activated sludge method to remove suspended solids. It can replace the secondary sedimentation of the traditional activated sludge process to remove suspended solids, and can improve the nitrogen removal rate and degradation of organic matter.

- ✓ Save 50% occupying area compared with traditional system.
- ✓ Relative high MLSS value ( $< 15\text{g/L}$ ) and long residue time for sludge ( $< 60\text{days}$ ).
- ✓ Stable producing water quality for different inlet water.
- ✓ Less sludge residue reduces cost for sludge treatment.
- ✓ Low energy consumption, simple cleaning and low operation cost.



**Best Choice**



**Reliable Product**



**Best Quality Material**



**Excellent Performance**



# MEMBRANE BIOREACTOR (KMBR)

## Technical Parameters

Model	Appearance Dimensions Length x Width (mm) Size (mm)	Membrane Area (m <sup>2</sup> ) MBR Area	Water Production (m) Water Amount	Water Turbidity (NTU)	Effluent Suspended Solids (mg/l) ss
KMBR-8	810x 525	8	1.0~1.2	<1	<10
KMBR-10	1050x 525	10	1.2~1.5	<1	<10
KMBR-16	1050x 535	16	2.0~2.5	<1	<10

Test Conditions: 1. Running Pressure: -0.03 Mpa 2. MBR flux: 6-8 L (m<sup>2</sup>/h)

# DISSOLVED AIR FLOTATION MACHINE

(RADICAL-FLOW TYPE)

## Description

KZSF series super dissolved air floatation machine is made of steel, its working principle is: air is fed into the pressure cylinder through the pump, it is forced to dissolve in the water under the pressure of 0.5Mpa. The air is pumped into the pressure cylinder, and is forced to dissolve in the water under the pressure of 0.5Mpa, under the condition of sudden release, the air dissolved in the water is analyzed, forming a large amount of dense air. In the case of sudden release, the air dissolved in the water is analyzed, forming a large number of dense micro-bubbles, which adsorb the suspended matter during the slow rising process. The suspended matter is adsorbed during the slow rising process, causing the density of the suspended matter to decrease and float up, thus achieving the purpose of removing SS and COD<sub>Cr</sub>. This product is suitable for Petroleum, chemical industry, Paper making, Leather, printing and dyeing, food, starch, etc. to remove oil or suspended matter.



**Best  
Choice**



**Reliable  
Product**



**Best Quality  
Material**



**Excellent  
Performance**

# DISSOLVED AIR FLOTATION MACHINE

(RADICAL-FLOW TYPE)

## Technical Parameters

Model	Capacity (m <sup>3</sup> /h)	Tank Diameter (mm)	Tank Height (mm)
KZSF-10	10	2000	2500
KZSF-20	20	2400	2500
KZSF-30	30	2400	3750
KZSF-50	50	2800	4000
KZSF-75	75	3400	4250
KZSF-100	100	4000	5000
KZSF-150	150	4800	5000
KZSF-200	200	5600	5500
KZSF-250	250	6000	5500
KZSF-300	300	6800	5500

Dissolved air flotation equipment can be divided into 5, 10, 20, 30, 40, 50, 60, 80, 100, 150, 200, 250, 300m<sup>3</sup>/h, etc., and can be designed according to customer's requirements.

Note: We can provide concrete box design according to customer's requirement and provide complete set of internal fittings.

# NIKUNI PUMP AIR FLOTATION MACHINE

## Description

This air floatation machine adopts the pump pressure mixing, while sucking the water. The air buoy adopts pressure mixing inside the pump, and the water is sucked in while the air is sucked out, which produces fine air bubbles with particle size of 20-50 microns. The particle size of the air bubbles is 20-50 microns, which eliminates the need of pressurized pump, air compressor and jet injector. Dissolving cylinder and other complex design. The dissolving system of automatic gas-liquid separator cylinder can be adjusted automatically. The dissolving system of the automatic gas-liquid separator cylinder can be adjusted automatically, with stable performance, and can be adjusted in a minute.

Debugging, can be turned on and off frequently. The machine can be turned on and off frequently without re-commissioning. This machine is suitable for municipal use. Paper, chemical beverage, printing and dyeing, textile Paper, chemical industry, beverage, printing and dyeing, textile, oil refining, electroplating, foodstuffs. Junkyard, Leather, etc. Leather and other industries, such as suspended solids, coagulation reaction framework and oil-water separation. The application in the oil-water separation, etc.



**Best  
Choice**



**Reliable  
Product**



**Best Quality  
Material**



**Excellent  
Performance**

# HORIZONTAL FLOW TYPE AIR FLOTATION AND SEDIMENTATION MACHINE

## Description

This equipment is the latest developed product of our company by introducing foreign technology. It has obtained the certificate of Shandong Province Environmental Protection Product Use Recognition. The system has a removal rate of over 85% for COD, BOD removal rate of 85% or more, SS removal rate of 90% or more. Power consumption Electricity consumption is only 1/10 of the traditional air flotation method, and there is no need for mechanical mud storage equipment, and each mud storage hopper is equipped with a separate drainage pipe. Each mud storage hopper is equipped with a separate mud discharge pipe, and each of them discharges mud independently without interfering with each other. Sedimentation concentration is guaranteed. The aerator can adjust the bubble size to ensure the most effective coagulation. The aerator can adjust the size of bubbles to ensure the most effective coagulation effect, integrating starching, flocculation and air flotation. It is widely used in paper making, chemical industry, printing and dyeing, starch, oil refining, foodstuffs, etc. Widely used in paper making, chemical industry, printing and dyeing, oil refining, starch, food and other industries of industrial sewage and urban sewage. Up to standard treatment.



**Best  
Choice**



**Reliable  
Product**



**Best Quality  
Material**



**Excellent  
Performance**



# CAVITATION-AIR FLOTATION MACHINE

## Description

Used to remove suspended solids from industrial and municipal wastewater. It is used to remove impurities such as oil and grease, gels and other impurities from industrial and municipal wastewater. With the help of chemical flocculants, SSFICOD can be minimized in the effluent. In the paper industry, the machine can be used for paper machine white water and intermediate wastewater such as deinking wastewater. In the paper industry, this machine is used for the treatment of white water from paper machines and intermediate wastewater such as deinking wastewater to recover fibers on the one hand and, on the other hand, to make the treated wastewater more efficient. The treatment of wastewater can be reused or discharged in accordance with the standards, thus greatly reducing the pressure on the environment. The product is designed according to the popular American prototype. The product is designed according to the American popular prototype, with advanced technology, simple structure and convenient maintenance.



**Best  
Choice**



**Reliable  
Product**



**Best Quality  
Material**



**Excellent  
Performance**



# CAVITATION-AIR FLOTATION MACHINE

## Technical Parameters

Model	Capacity (m <sup>3</sup> /h)	Total Power (KW)	Length (m)	Width (m)	Height (m)
KZCAF-5	5	2.75	2.44	0.93	1.26
KZCAF-10	10	2.75	3.05	1.23	1.26
KZCAF-15	15	2.75	3.96	1.23	1.26
KZCAF-20	20	2.75	4.57	1.23	1.26
KZCAF-25	25	2.95	5.00	1.50	1.26
KZCAF-30	30	2.95	5.50	1.52	1.26
KZCAF-35	35	2.95	6.00	1.52	1.26
KZCAF-50	50	2.95	5.33	1.80	1.83
KZCAF-75	75	3.3	6.55	2.41	1.83
KZCAF-100	100	5.5	7.71	2.41	1.83
KZCAF-150	150	6.6	11.13	2.41	1.83
KZCAF-175	175	8.8	12.95	2.41	1.83
KZCAF-200	200	8.8	15.09	2.41	1.83
KZCAF-320	320	11	15.09	3.05	1.83
KZCAF-400	400	13.2	16.60	3.50	1.83
KZCAF-500	500	15.4	20.60	4.40	1.83

# AIR FLOTATION AND FILTRATION MACHINE

## Description

This equipment is mainly used for treating all kinds of wastewater whose specific gravity is close to that of water after reaction. It is widely used in machinery, chemical industry, light textile, transportation, foodstuff, etc. It is especially suitable for oilfield drilling. It is widely used in machinery, chemical industry, light textile, transportation, foodstuff, etc. It is especially suitable for oilfield drilling wastewater, oilfield reinjection wastewater, oilfield water, etc. It is especially suitable for the treatment of oilfield drilling wastewater, oilfield reinjection water and oil refinery wastewater.

The main treatment process of this machine adopts physical-chemical method. Chemical method, air flotation method, filtration and adsorption method and other traditional and mature technology are passed through the physical-chemical method. It is designed by organic combination of traditional mature technology such as chemical method, air flotation method, filtration and adsorption method, etc. It has the features of simple and reasonable process, wide adaptability, compact structure, transportation and installation. It is characterized by simple and reasonable process, wide adaptability, compact structure, convenient transportation and installation, easy operation, stable and reliable performance. Oil-water separation, suspended solids, CO It has good effect on the separation of oil and water, removal of suspended solids, COD and BOD, and generally the wastewater can meet the discharge standard after treatment. Discharge standard.



**Best  
Choice**



**Reliable  
Product**



**Best Quality  
Material**



**Excellent  
Performance**



# AIR FLOTATION AND FILTRATION MACHINE

## Technical Parameters

Model	Capacity	Overall Size (LxBxH)	Power (kw)	Inlet Pipe Dia	Outlet Pipe Dia	Weight (kg)
KFLY-1	1	2300x 1600x 2000	3.5	DN25	DN25	2000
KFLY-3	2~3	3500x 2000x 2300	4.0	DN32	DN32	3000
KFLY-5	3~5	4100x 2200x 2500	6.0	DN40	DN40	4500
KFLY-10	7~10	7500x 3000x 3200	8.0	DN65	DN65	8000

# MECHANICAL FILTER

## Description

Water after being treated by this machine can meet the requirement of drinking water standard with turbidity less than 5mg/l.

Filtering layer in pressure filter helps cleanse water by removing suspended particles, coagulum, sand, iron, Mn. and colloidal particles that is difficult to be eliminated by ways of precipitation. Suspended particles and solids in industrial waste water can also be well removed.

There are two ways for water inlet: Single-layer filter is suitable for water with turbidity over 100mg/L, raw water that hasn't been coagulation-precipitated (reduce filter speed or circulating period for water with higher turbidity). add coagulant before water flows into this filter; Multi-layer filter is suitable for precipitated water with turbidity between 15-20mg/L.

Filtering media are quartz filter, active carbon filter and fiber ball filter etc.



**Best  
Choice**



**Reliable  
Product**



**Best Quality  
Material**



**Excellent  
Performance**

# MECHANICAL FILTER

## Technical Parameters

Model	Outline Size (LxBxH)		Working Temp	Working Pressure	Single Height (m)	Double Height (m)		Water Outlet (m <sup>3</sup> /h)	Weight Machine (kg)	Running Weight (kg)
	High	Diamete				Quartz Sand	Activated Carbon			
KRGBL-1000	2897	1012	5-50°C	4.5Kg f/cm <sup>2</sup>	1.2	0.7	0.5	7.85	880	2638
KRGBL-1500	3469	1516			1.2	0.7	0.5	17.7	1506	5400
KRGBL-2000	3610	2016			1.2	0.7	0.5	31.4	2455	9450
KRGBL-2400	4020	2420			1.2	0.7	0.5	45.2	4179	14200
KRGBL-2500	4020	2524			1.2	0.7	0.5	49.1	4679	15790
KRGBL-3000	4480	3020			1.2	0.7	0.5	71	6355	23000
KRGBL-3200	4645	3224			1.2	0.7	0.5	81	7220	25000

# SHALLOW AIR FLOTATION MACHINE

## Description

In the process of water supply and drainage treatment, solid and liquid separation technology and its equipment are the key processes. The solid-liquid separation technology and its equipment is one of the key processes. Aerofloat is the most effective method for removing small suspended particles with a specific gravity close to that of water. It is the most effective method for removing small suspended particles with a specific gravity close to water. The equipment successfully utilizes the "shallow pool theory" and the "zero speed" principle in the design, and integrates the framework of poly/air floatation/spreading slag/sedimentation. It is an energy efficient water purification equipment widely used in water supply and drainage projects. Water purification equipment is widely used in water supply and drainage projects. Firstly, it is applied to the water treatment of tap water from lakes to reduce algae and turbidity. Secondly, It should be used in industrial wastewater treatment projects, such as petrochemical, paper, textile, printing and dyeing, electroplating, tannery, and so on. Printing and dyeing, electroplating, tanning, food industry and other fields. Third, it is applied to the recovery of useful substances in sewage, such as: paper making, fiber recovery in pulp water, etc.



**Best  
Choice**



**Reliable  
Product**



**Best Quality  
Material**



**Excellent  
Performance**



# SHALLOW AIR FLOTATION MACHINE

## Technical Parameters

Model	Diameter (mm)	Height (mm)	Capacity (m <sup>3</sup> /h)	Power (kw)	Separation Zone Area (m <sup>2</sup> )	Working Load (t)	Air Dissolved System Power (kw)
KZCQJ25	Φ3000	1100	25	1.3	6	12	7
KZCQJ45	Φ3500	1100	45	1.85	10	16.8	7
KZCQJ70	Φ5000	1100	70	2.6	16	21.1	9
KZCQJ110	Φ6000	1100	110	3.3	26	28	17
KZCQJ150	Φ7000	1125	150	3.3	35	40	21
KZCQJ200	Φ8000	1150	200	3.3	46.4	45	23.5
KZCQJ250	Φ9000	1200	250	3.3	58	46	23.5
KZCQJ300	Φ10000	1200	300	5.2	70	57	31.5
KZCQJ400	Φ11000	1200	400	6.2	93	68	45
KZCQJ450	Φ12000	1200	450	6.2	105	81	45
KZCQJ500	Φ13000	1200	500	6.2	115	93	46.5
KZCQJ600	Φ14000	1200	600	6.2	140	110	46.5

# THE CLOTH MEDIA FILTER

## Description

The cloth-media filter is currently one of the most advanced filters in the world, and now 700 sewage plants worldwide have adopted this technology. Compared with sand filtration, the microfiltration cloth filtration system has many advantages in terms of technical and economic indicators. Technically: the treatment effect is good and the water quality is stable; the operation and maintenance are simple and convenient; Economically: the equipment idle rate is low, the total installed power is low; the equipment is simple and compact, the auxiliary equipment is small, the investment of the entire filtration system is low and the area is small, and the treatment effect is good, the effluent quality is good.

The cloth-media filter is mainly used for cooling circulating water treatment and reuse of wastewater after advanced treatment. Water is reused as cooling water and circulating water after filtration: the quality of inlet water  $SS < 30\text{mg/L}$ , and the quality of outlet water  $SS < 10\text{mg/L}$ . It is used for advanced treatment of sewage. It is installed after conventional activated sludge method, delayed aeration method, SBR system, oxidation ditch system, trickling filter system, and oxidation pond system.



**Best Choice**



**Reliable Product**



**Best Quality Material**



**Excellent Performance**





# THE CLOTH MEDIA FILTER

## Scope Of Application

1. Advanced treatment of sewage
2. Tap water source water treatment
3. Material recovery
4. Industrial wastewater treatment
5. Reuse of recycled water
6. Industrial process water treatment

## Technical Parameters

Model	Diameter Of Disc	Quantity Of Disc	Total Filter Area	Capacity	Total Power	Number Of Resorption Pumps
KZXWP-1202	1200mm	2	4.2	800	2.5kw	1 unit
KZXWP-1204		4	8.4	1600		
KZXWP-1206		6	12.6	2400		
KZXWP-1208		8	16.8	3200		
KZXWP-2002	2000mm	2	11.6	2225	3.5kw	1 Unit
KZXWP-2004		4	23.2	4450		
KZXWP-2006		6	34.8	6650		
KZXWP-2008		8	46.4	8900	5.5kw	2 Unit
KZXWP-2010		10	58	11000		
KZXWP-2012		12	59.6	13200		
KZXWP-2504	2500mm	4	36.8	7000	5kw	1 Unit
KZXWP-2506		6	55.2	10000		
KZXWP-2508		8	73.6	14000	8.5kw	2 Unit
KZXWP-2510		10	92	17000		
KZXWP-2512		12	110.4	20000		
KZXWP-3004		3000mm	4	52.4		
KZXWP-3006	6		78.6	16000		
KZXWP-3008	8		1044.8	20000	8.5kw	2 Unit
KZXWP-3010	10		131	25000		
KZXWP-3012	12		157.2	30000		

# THE INTEGRATED PUMPING STATION

## Description

The integrated pumping station is a new type of underground sewage, rain-water, water supply collection and lifting system. It is easy to install, reliable in quality, small in construction volume, small in area, and high in automation. It is the best alternative to traditional concrete pumping stations. Its high integration and volume optimization are the most significant features. The main body of the integrated prefabricated pump station is composed of GRP glass fiber reinforced plastic wellbore, submersible/feed water pump, lifting chain, pipeline, valve, liquid level sensor, control system, grille system and ventilation system. Choose the appropriate configuration according to different working conditions to suit the best use conditions.

All components of the pumping station are completed in the factory, and each component is for long-term reliable use, meets decades of use requirements, and is perfectly matched with each other; each set is customized according to customers.



**Best  
Choice**



**Reliable  
Product**



**Best Quality  
Material**



**Excellent  
Performance**

# THE INTEGRATED PUMPING STATION

## Conditions Of Use

1. Municipal water supply and drainage
2. Emergency drainage of rain and flood
3. Urban sewage and rainwater upgrade
4. Interchange drainage
5. Railway and highway drainage
6. Take water from raw water;
7. Building water supply and drainage.

Working temperature :-20°C--60°C.  
 Medium PH value :4-10.  
 Relative Humidity :25%-85%.

## Pump Station Specification

Pump Station Diameter (mm)	Pump Station Height (mm)	Maximum Capacity )m <sup>3</sup> /h)
1200	2000~16000	80
1600	2000~16000	150
2000	2000~16000	450
3000	2000~16000	1700
3800	2000~16000	4900
Non-standard customization	Customized according to customer needs	Customized according to customer needs

# KMBBR INTEGRATED SEWAGE TREATMENT EQUIPMENT

## Description

KMBBR integrated wastewater treatment plant is a type of wastewater treatment plant designed based on the principles of the KMBBR process. (KMBBR) technology is based on the principles of the KMBBR process. (The key to KMBBR technology is the development of a biological filler with a specific gravity close to that of water, which can move freely with water under light agitation. The key to KMBBR technology lies in the development of biofill with a specific gravity close to that of water, which can easily move freely with water under slight agitation.

It has a large specific surface area and is suitable for microorganisms' adsorption and growth, and is highly applicable to a wide range of applications. It can be used for organic matter removal and nitrogen and phosphorus removal; it can be used in new sewage treatment plants and existing sewage treatment plants. It can be used in new sewage treatment plants, and can also be used in the process modification and upgrading of existing sewage treatment plants.



**Best  
Choice**



**Reliable  
Product**



**Best Quality  
Material**



**Excellent  
Performance**

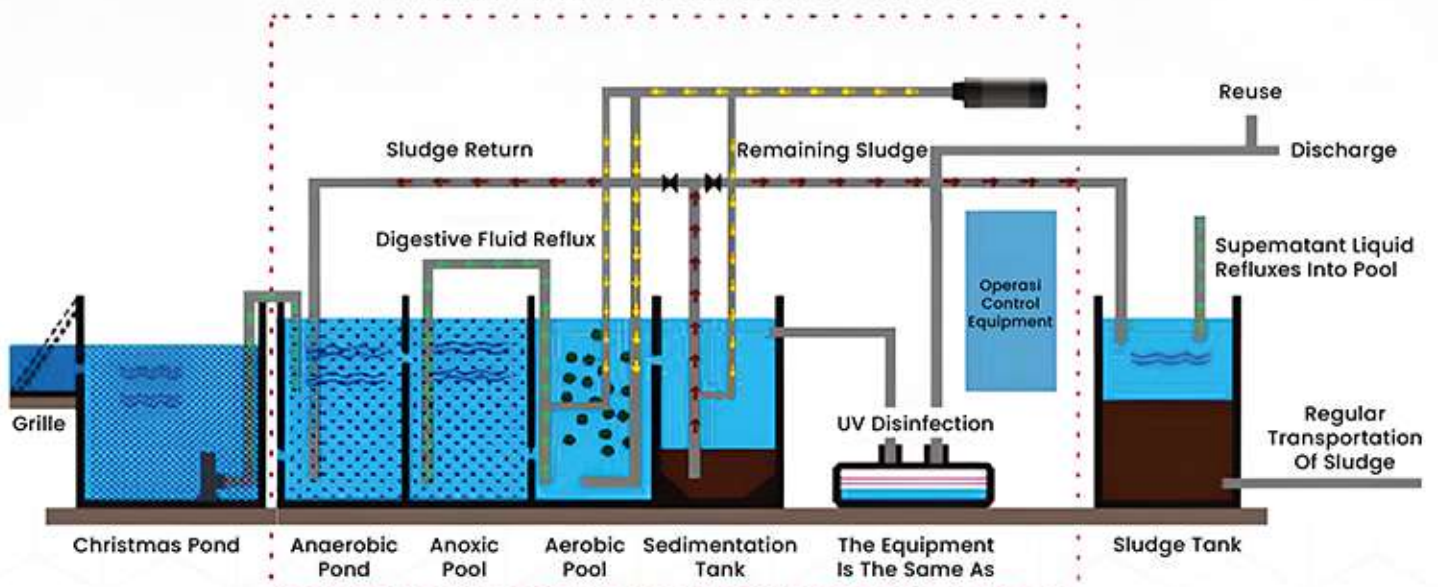


# KMBBR INTEGRATED SEWAGE TREATMENT EQUIPMENT

## Technical Parameters

Model	Capacity (m <sup>2</sup> /d)		Equipment Size (mm)	Installed Power (kw)
	Level A	Level B		
KMBBR-20	20	30	4500x 2000x 2500	7.65
KMBBR-30	30	40	6000x 2000x 2500	7.65
KMBBR-40	40	50	7000x 2240x 2600	7.65
KMBBR-50	50	60	8000x 2240x 2600	7.69
KMBBR-80	80	90	9000x 3000x 3000	9.33
KMBBR-150	150	200	16500x 3000x 3000	13.65

A<sup>2</sup>/O-KMBBR integrated sewage treatment equipment



# DISSOLVED AIR FLOTATION MACHINE

(COMBINED TYPE)

## Description

KYW series dissolved air flotation machine is mainly used for solid-liquid or liquid-liquid separation. Through the dissolved gas and release system in the water to produce a large number of fine bubbles, so that it is attached to the wastewater density close to the density of water on the solid or liquid particles, resulting in the overall density is less than the state of water, and rely on buoyancy to make it rise to the water. By buoyancy to make it rise to the water surface, so as to achieve the purpose of solid-liquid or liquid-liquid separation.



**Best  
Choice**



**Reliable  
Product**



**Best Quality  
Material**



**Excellent  
Performance**

# DISSOLVED AIR FLOTATION MACHINE

(COMBINED TYPE)

## Technical Parameters

Model	Capacity (m <sup>3</sup> /h)	The Amount Of Dissolved (m <sup>3</sup> /h)	Main Motor Power (kw)	Scrapper Power (kw)	Air Compressor Power (kw)	Dissolved Air Tank Size (mm)	Overall Dimension (mm)
KYW-5	4-5	1.5-2	3	0.55	1.5	Φ400x1000	3300x1800x2000
KYW-10	8-10	2-5.5	4	0.55	1.5	Φ500x1512	4000x2100x2200
KYW-15	10-15	4-6	7.5	0.55	1.5	Φ500x1512	4400x2400x2200
KYW-20	15-20	5-7	7.5	0.55	1.5	Φ500x1512	4600x2400x2200
KYW-30	20-30	6-10	7.5	0.55	1.5	Φ500x1512	5200x2600x2400
KYW-40	30-40	8-13	7.5	0.75	2.2	Φ600x1880	6000x2600x2400
KYW-50	40-50	15-20	7.5	0.75	2.2	Φ600x1880	7000x2600x2400
KYW-60	50-60	18-27	11	0.75	2.2	Φ600x1880	7600x2800x2400
KYW-70	60-70	22-30	11	0.75	2.2	Φ650x2034	8400x2800x2400
KYW-80	70-80	24-32	11	0.75	3	Φ650x2034	9200x2800x2400
KYW-105	90-105	30-35	15	1.5	3	Φ700x1980	10000x2800x2600
KYW-150	125-150	60-80	22	1.1	4	Φ700x1980	13500x2800x2600
KYW-200	175-200	80-100	30	1.1	5.5	Φ800x2100	15800x2800x2600
KYW-250	225-250	100-120	37	1.1	5.5	Φ800x2400	15200x3400x2600
KYW-300	280-300	120-180	37	1.1	5.5	Φ1000x2900	19200x3400x2800

# VALVELESS FILTER

## Description

The lampless filter is a gravity flow filter, that is, a filter that uses the gravity of the water itself to automatically operate the stable wave and backwashing process. No manual operation is required during operation. Manual operation is not required during operation, which can effectively reduce the labor intensity of workers, and good quality wastewater, ordinary sand filter media can complete the filtration of surface water, and when properly modified, it can also be used with other suitable filter media. When properly modified, the use of other suitable filter media can also realize the filtration of underground surface water, and when properly modified, the use of other suitable filter media can also realize the removal of iron and manganese from underground water, as well as the softening of industrial water. Industrial water softening and desalting, etc.



**Best  
Choice**



**Reliable  
Product**



**Best Quality  
Material**



**Excellent  
Performance**



# VALVELESS FILTER

## Technical Parameters

The Average Speed Of Filter (m,h)		10
The Average Backwashing Intersity (L/m2.s)		15
Backwash Duralion		5
The Final Head Loss		1.5/1.7/1.9
Tap Water Filter	Water PenetrationSS (mg/l)	≤15
	Outlet Water (mg/l)	≤3
Xun Central Water Filter	Water PenetrationSS (mg/l)	15-30
	Outlet Water (mg/l)	≤5
Dosing Flocculation Filtration	Water PenetrationSS (mg/l)	50-100
	Outlet Water (mg/l)	≤5

# KIC ANAEROBIC REACTOR

## Description

### 1. High Volume Load Rate

Due to the powerful inner circulation, good mass transfer effect and large biomass, the inlet water load rate of KIC Anaerobic Reactor is 3 times higher than ordinary UASB Reactor. When treating high concentration organic wastewater and COD is 10000-15000mg/h, volume load rate can reach 10-18CODm<sup>3</sup>-d.

### 2. Saving Infrastructure Investment and Floor Occupation

Volume load rate is 3 times higher than ordinary UASB, but floor occupation is only around 1/4-1/3, so that the infrastructure investment of reactor is lower. Small volume and high aspect ratio make floor occupation economize. It is very applicable to small industrial enterprises and new expansion project.

### 3. Powerful Resistance to Impact Load Ability

It realized the inner circle itself and circulation can reach 10-20 times to inlet water. Circulating water and inlet water's fully mixing make the concentration of organic matter lower, so that the resistance to impact load ability is improved. Meanwhile, homodisperse of bottom sludge insure that organic matter and microbes in wastewater contact and react fully, thus improve processing load ability.

### 4. Good Outlet Water Stability

KIC Reactor is equivalent to series operation of two UASB reactors up and down. The bottom one has high organic load rate to do rough treatment, and the upper one has lower organic load rate to do fine treatment, thus, the quality of outlet water is good and stable.



**Best  
Choice**



**Best Quality  
Material**



**Reliable  
Product**



**Excellent  
Performance**

# IC ANAEROBIC REACTOR

## Technical Parameters

Model	Effective Volume (m <sup>3</sup> )	Diameter (m)	Water Volume (m)	Capacity (m <sup>3</sup> /d)	Inlet COD (mg/L)	Outlet COD (mg/L)	Volume Leading (kgCOD/m <sup>3</sup> .d)	Removal Rate	Gas Production Quantity/D (m <sup>3</sup> /d)
KIC700	700	7	18	1000	10000	<1000	10-18	90%	4500
KIC1000	1000	8.5	18	1500	10000	<1000	10-18	90%	6750
KIC1500	1500	10.5	18	2500	10000	<1000	10-18	90%	10800
KIC2000	2000	12	18	3000	10000	<1000	10-18	90%	15138
KIC2500	2500	13.5	18	4500	10000	<1000	10-18	90%	24025

# AERATION BIOFILTRATION TANK

## Description

Aeration Biofilter, abbreviated as BAF, is a new technology developed by our company on the basis of ordinary biofilter. BAF is a new wastewater treatment process developed by our company on the basis of ordinary biofilter and based on the feed water filter process. At present, it has been successfully applied to the deep treatment of printing and dyeing wastewater. At present, the process has been successfully applied to the deep treatment of printing and dyeing wastewater.



**Best  
Choice**



**Reliable  
Product**



**Excellent  
Performance**



**Best Quality  
Material**



# AERATION BIOFILTRATION TANK

## Working Principle

Raw water does not enter the buffer distribution area, and flows upward through the filter media layer, and is purified by the microbial membranes attached to the filter media and discharged through the outlet area. When the water flows upward through the filter media, it is purified by the microbial membranes attached to the filter media and then discharged through the outlet area. During the backwashing of the filter tank, the lighter materials may be carried to the outlet by the water flow and may settle in the inclined plate sedimentation area. During backwashing, the lighter ferric material may be

carried by the water flow to the outlet, where it can settle in the inclined plate sedimentation area and return to the transition tank to ensure the concentration of microbial biomass in the filter tank. This ensures the concentration of micro-biomass in the filter tank.

## Application Scope

- Eutrophication Water Treatment.
- Industrial wastewater.
- Municipal sewage, especially for the deep treatment.
- Wastewater reuse treatment.

# IRON CARBON MICRO ELECTROCHEMICAL REACTOR

## Description

Micro (internal) electrolysis method is to use iron, carbon pellet in electrolyte solution of corrosion on (in) electrolytic process of wastewater treatment by using electrochemical techniques. Electrode reaction process not electricity, and can produce the effect such as REDOX, electric agglomeration; Electrode reaction produces new ecological Fe is a kind of strong absorption in complex power, inclusive, and packing list of coagulants. So the characteristics of the micro electrolytic method is mechanism more strong, collaborative, comprehensive effect is good, especially decoloring effect, also can improve the wastewater biological availability, good matching with the secondary biochemical treatment process, easy operation, low operating cost. The COD removal rate can reach 40 ~95%, decoloring rate in 50 ~96%.



**Best  
Choice**



**Reliable  
Product**



**Best Quality  
Material**



**Excellent  
Performance**



# IRON CARBON MICRO ELECTROCHEMICAL REACTOR

## Application Characteristics

1. The Pulse Loosening technology keeps the bed in a loosened, uniform state. Its pulse expansion technology keeps the bed in a loose and uniform state, maintaining a uniform bed void ratio, reducing drag loss, and preventing bed consolidation, clogging, short-circuiting and dead zones. It reduces drag losses and effectively prevents bed clumping, clogging, short-circuiting and dead zones.
2. Cleans and refreshes microelectrode contact and reaction surfaces, which helps to improve and maintain electrochemical reactions. It helps to improve and maintain the electrochemical reaction.

3. It has the mechanism and function of accelerating the electrochemical reaction, which significantly improves the treatment efficiency.

4. Iron filler can be replenished at any time to maintain the uniformity of the bed filler, and the labor intensity of iron replenishment is greatly reduced. The labor intensity of iron replenishment is greatly reduced and the service life of the equipment is extended.

## Technical Parameters

Model	BTTD-1	BTTD-3	BTTD-5	BTTD-10	BTTD-15	BTTD-20
Handling capacity (m <sup>3</sup> /h)	1	3	5	10	15	20
External size (mm)	1200x1600	1500x2400	1800x2600	2200x3500	2500x3700	3000x3500
KHRT (h)	1.0	1.0	1.0	1.0	1.0	1.0

# FENTON CATALYTIC OXIDATION REACTOR

## Description

Fenton reactor, the removal of refractory organic pollutants, such as printing and dyeing wastewater, oily wastewater, phenol contained wastewater, coking wastewater and wastewater containing nitrobenzene Wastewater, diphenylamine reflects a wide range of applications in wastewater treatment. Fenton method (Fenton) as wastewater advanced treatment technology, the use of  $Fe^{2+}$  and  $H_2O_2$  catalyzed the chain reaction between has a strong oxidizing hydroxyl free radical ( $-OH$ ). the oxidation of toxic and refractory organic compounds. aiming at high concentrations of difficult biodegradable waste water treatment, can be used as a biological pretreatment to improve water quality. promote wastewater biological sex, create favorable conditions for the depth of the subsequent processing, Especially suitable for biological refractory, or general chemical oxidation work hard organic wastewater such as the depth of the landfill leachate treatment.

Fenton catalytic oxidation tower, also known as the fenton fluidized bed reactor, fenton reaction tower, is the advanced oxidation of wastewater for fenton reaction necessary equipment. In traditional fenton reaction tower, on the basis of research and development of the patented fenton fluidized bed reactor, this equipment use fluidize bed way to make most of  $Fe^{3+}$  generated by fenton reaction precipitation by crystallization or attached fluidized-bed fenton carrier surface. can significantly reduce the dosage of traditional fenton reaction of chemical sludge quantity ( $H_2O_2$  addition amount decreased by 10%-20%, and decreased by 50%-70% for the amount of  $Fe^{2+}$ . sludge volume decreased by 40%-50%). at the same time in the carrier rate of reaction and mass transfer effect. make effective improve 10% --20% , the removal rate of COD processing operation cost saving 30%--50%



**Best Choice**



**Best Quality Material**



**Reliable Product**



**Excellent Performance**



# FENTON CATALYTIC OXIDATION REACTOR

## Technical Parameters

Model	Processing capacity (m <sup>3</sup> /1h)	Equipment Specifications Φxh.mm	Hydraulic stopping time (h)	Air Supply	Equipment Weight	Run the Load	Wall Thickness
KBTFC- I -1	1	1200X1600	1	√	0.50	1.4	6
KBTFC- I -3	3	1500X2400	1	√	0.94	4.83	8
KBTFC- I -5	5	1800X2600	1	√	1.15	7.25	8
KBTFC- I -10	10	2200X3500	1	√	1.84	15.14	8
KBTFC- I -15	15	2500X3700	1	√	2.23	20.40	8
KBTFC- I -20	20	3000X3500	1	√	2.63	25.96	8
KBTFC- I -30	30	3300X4200	1	√	3.40	37.60	8
KBTFC- II -1	1	1500X2200	2	√	0.90	4.50	8
KBTFC- II -3	3	1800X2800	2	√	1.45	7.50	8
KBTFC- II -5	5	2200X3500	2	√	1.84	15.14	8
KBTFC- II -10	10	3000X3500	2	√	2.63	25.96	8
KBTFC- II -15	15	3300X4200	2	√	3.40	37.60	8

# BELT (TYPE) FILTER PRESS

## Description

KRBYL series belt press is a kind of dewatering equipment researched and developed by absorbing foreign advanced technology. It is a kind of dewatering equipment developed by absorbing foreign advanced technology. It has the features of large treatment capacity, high dewatering efficiency and long service life, and as a supporting equipment for sewage treatment, it can filter and dewater suspended solids and sediment after air-float treatment. As a supporting equipment for wastewater treatment, it can filter and dewater the suspended matter and sediment after air-float treatment and press them into cake to achieve the purpose of preventing secondary pollution. The machine can also be used in paddle thickening, black liquid extraction and other process treatment. The machine can also be used for paddle thickening, black liquor extraction and other processes.



**Best  
Choice**



**Best Quality  
Material**



**Reliable  
Product**



**Excellent  
Performance**



# BELT (TYPE) FILTER PRESS

## Product Characteristics

1. Extra-long gravity dewatering zone, large load capacity, strong handling capability, and low energy consumption Low running cost.
2. Unique slanting and extended molding area design for more stable operation and high handling capacity.
3. Multi-declining extruding rolls, compact layout, high biscuit solid content.
4. Equipped with new automatic deflection and tensioning system for smooth operation. Greatly improve the life of filter belt.
5. Two independent backwashing systems are adopted.

## Technical Parameters

Model	Capacity	Belt Width	Power		Cleaning Filter Cloth Water		Air Consumption	Feeding Concentration	Discharging concentrating	Overall Size
			Main Motor	Air Compressor	Water Consumption	Pressure				
KRBYL500	3-4	500	1.5	3	3.0	≥0.5	0.8-8%	25-45	4920x978x2350	
KRBYL700	4-6	700	2.2	3	3.5	≥0.5			4920x1178x2350	
KRBYL1000	5-7	1000	2.2	3	5.0	≥0.5			4920x1478x2350	
KRBYL1500	8-10	1500	2.2	3	8.0	≥0.5			4920x1978x2350	
KRBYL2000	12-15	2000	2.2	3	10.5	≥0.5			4920x2478x2350	
KRBYL2200	14-16	2200	2.2	3	15.0	≥0.5			4920x2678x2350	
KRBYL2500	15-18	2500	3.0	3	17.0	≥0.5			4920x2978x2350	
KRBYL3000	18-25	3000	4.0	3	20.0	≥0.5			4920x3478x2350	

# VACUUM BELT (TYPE) FILTER

## Description



**Best  
Choice**



**Reliable  
Product**



**Best Quality  
Material**



**Excellent  
Performance**

DU rubber vacuum belt filter press is a high efficient solid-liquid separation device. By using filtering cloth or screen as media, make the slurry lay on the media and reach solid-liquid separation by vacuum Attraction and gravity of slurry. It features in high filtering efficiency and widely used in industry area.

This section of the sewage treatment equipment:

1. High auto degrees: Consecutive auto feeding, filtering, washing, dewatering, discharging, cloth cleaning improves production efficiency.
2. Fast filter speed: large particles will settle at the lower layer while small particles in upper layer when material goes through sedimentation area. Reasonable structure of filter cake ensures low resistance of liquid for fast filter of thin layer.
3. Convenient filter technology: cake thickness, water vol., counter current decantation stages, vacuum degree, filter speed can be adjusted for optimistic effect.
4. Fine washing effect: even and thorough multi-stage advection or counter current decantation makes collection and reuse of mother liquor and washing liquor separately.



# VACUUM BELT (TYPE) FILTER

## Technical Parameters

Model	Filter Area (m <sup>2</sup> )	Filter Effective Length (mm)	Main Motor Power(kw)	Vacuum Consumption (m <sup>3</sup> /min)	Vacuum Pump Power (kw)
400	1.0	2500	3	2	11
630	5.0	7900	3	15	30
	6.3	10000	3	15	30
1300	7.3	5600	5.5	15	30
	9.1	7000	5.5	20	37
	10.9	8400	5.5	20	37
	14.6	11200	5.5	20	37
	18.2	14000	7.5	30	45
	20.0	15400	7.5	30	45
1800	20.0	11200	7	30	45
	25.0	14000	11	42	55
	30.0	16800	11	42	55
2000	20.0	10000	11	42	55
	25.0	12500	11	42	55
	29.0	14000	11	42	55
	33.6	16800	11	66	55
	39.2	19600	15	66	75
2500	25.0	10000	11	30	55
	30.0	12000	11	42	55
	35.0	14000	11	42	75
	42.0	16800	22	86	110
	49.0	19600	22	86	110
	56.0	22400	30	97	160
3150	61.7	19600	30	100	Alternative
	70.6	22400	30	123	Alternative
	79.4	25200	30	141	Alternative

# SLUDGE CONCENTRATING AND DEWATERING MACHINE

## Description

On the basis of KRBYL belt filter press, we absorbed the latest mechanical concentration and dewatering method in foreign countries and developed the new integrative concentrated. press filter and dewatering machine for sludge. Sludge fully reacts with coagulant will flow into material distributor in concentration part then dewatered along the movement of filter cloth under two-way, guidance of mud rake and gravity. Reverse mechanism will transfer sludge to gravity dewatering area for further dehydration and in S-shape area pressed by roller with different diameters, sludge is again dehydrated between upper-lower filter cloth. Finally it will be scraped and cloth be cleaned during operation automatically. It features large productivity and high dewatering capacity and is applicable for treating sludge produced from tailing, ethanol residue, coal mud, paper mill, slaughter industry and car wash factories etc.



**Best  
Choice**



**Reliable  
Product**



**Best Quality  
Material**



**Excellent  
Performance**

# SLUDGE CONCENTRATING AND DEWATERING MACHINE

## Technical Parameters

Model	Belt Width	Power (kw)		Cleaning Filter Cloth Water		Air Compressor		Weight (kg)
		Enrichment	Filter Press	Water Consumption (m <sup>3</sup> /h)	Pressure (Mpa)	Gas Consumption	Pressure (Mpa)	
KDNY-500	500	500	500	5.0	0.5	0.3	68.6	6800
KDNY-1000	1000	1000	1000	7.5	0.5	0.3	68.6	11600
KDNY-1500	1500	1500	1500	12.0	0.5	0.3	68.6	12200
KDNY-2000	2000	2000	2000	15.0	0.5	0.4	68.6	13800
KDNY-2500	2500	2500	2500	25.0	0.5	0.4	68.6	14300
KDNY-3000	3000	3000	3000	30.0	0.5	0.4	68.6	16600

# VOLUTE SLUDGE DEWATERING MACHINE

## Description

The dewatering in an inverted-screw dewaterer The main body consists of a thickening section and a dewatering section. The spiral shaft runs through them, and the thickening and dewatering sections consist of fixed and movable rings, respectively. The thickening and dewatering sections consist of a fixed ring and a movable ring, respectively. The thickening and dewatering sections are composed of fixed and movable rings, respectively. Equipped with an independent automatic scavenging system, the dewatering operation is carried out with the help of the With an independent automatic cleaning system, the movable ring is driven by the screw shaft during dewatering operation. During dewatering operation, the movable ring, driven by the screw shaft, can clean the filter seams in time. The moving ring, driven by the screw shaft, cleans the filter seams in time, preventing solids from clogging the filter passages. This prevents solid particles from clogging the filter area and saves water for cleaning. In addition to saving cleaning water, it also ensures the continuous operation of the equipment to the greatest extent possible. Stable operation of the equipment is ensured to the greatest extent possible.



**Best Choice**



**Reliable Product**



**Best Quality Material**



**Excellent Performance**



# VOLUTE SLUDGE DEWATERING MACHINE

## Technical Parameters

Model	Size (mmLxWxH)	Power (kw)	Weight (kg)
KBEA-131	1816x750x1040	0.35KW	194kg
KBEA-132	2065x900x1040	0.45KW	275kg
KBEA-201	2500x680x1450	0.74KW	380kg
KBEA-202	2500x930x1450	1.1KW	470kg
KBEA-301	3200x1200x1790	0.92KW	820kg
KBEA-302	3600x1200x1790	1.65KW	1350kg
KBEA-303	3850x1600x1790	2.2KW	1820kg
KBEA-351	4000x750x2000	1.3KW	950kg
KBEA-352	4200x1200x2000	2.25KW	1300kg
KBEA-353	4350x1700x2000	3.35KW	1680kg
KBEA-401	4200x850x2100	2.05KW	1270kg
KBEA-402	4350x1450x2100	3.75KW	2350kg
KBEA-403	4500x2050x1960	5.6KW	3870kg
KBEA-404	4600x2250x1960	8.2KW	5230kg

# SAND WASHING FILTER PRESS

## Description

Sand Washing Belt Filter Press, it is an equipment used for treat mine tailings, sand and gravel mud, river dredging sludge, and piling mud dehydration treatment. It adopts the principle of automatic belt filtration, concentration, and squeezing dehydration, which can quickly dry the mud cake drawn to the equipment. It is made into mud cake, and the pressed water is also clean water. It can help you realize the separation of mud and water. It can be recycled or discharged. It can process 60-150 cubic meters of mud per hour. It can be processed automatically within 24 hours. It is easy to operate, low labor intensity, low energy consumption and low cost.

The Belt Filter Press is widely used in: printing and dyeing sludge dewatering, electroplating sludge dewatering, urban domestic sludge dewatering, papermaking wastewater treatment, leather sludge, wine residue dewatering, food residue dewatering, coal washing sludge dewatering, petrochemical sludge dewatering, chemical sludge dewatering, ceramic raw material dehydration, cement plant sludge, mine sludge dewatering, steel plant sludge, electronic sewage, circuit board plant, pineapple residue dewatering, textile activated sludge and other industries sewage and sludge treatment, etc



**Best  
Choice**



**Reliable  
Product**



**Best Quality  
Material**



**Excellent  
Performance**

# SAND WASHING FILTER PRESS

## Technical Parameters

Technical Parameter		Model			
		KBTXS-2000	KBTXS-2500	KBTXS-3000	KBTXS-3500
Power (KW)	Main Motor	5.5	7.5	7.5	7.5
	Thickener	2.2	2.2	3	4
	Complete Set	25	30	45	50
Width Of Filter Cloth (mm)		2000	2500	3000	3500
Capacity (m3/hr)		35~50	40~60	45~70	50~80
Size (mm)	L	12100	12100	12100	12100
	W	2700	3200	3700	4200
	H	2900	2900	2900	3100
Weight (kg)		9500	11000	14000	15600

# MICRO FILTRATION MACHINE

## Description

This equipment is a new type of micro filtration machine developed by absorbing the technology of New Zealand Wanquan machine and adapting to the national conditions of China. It is a new type of microfilter developed according to the national conditions in China. It is widely applied to It is widely used in the solid-liquid separation of various occasions, such as urban sanitation, sewage, paper, textile and other industries. Living sewage paper, textile, printing and dyeing Printing and dyeing/chemical, slaughtering sewage, etc. Filtering. Especially suitable for paper white watertreatment, to achieve closed circulation and reuse. Closed loop reuse.



**Best  
Choice**



**Best Quality  
Material**



**Reliable  
Product**



**Excellent  
Performance**

# MICRO FILTRATION MACHINE

## Technical Parameters

Model	KRBWL <sub>1</sub>	KRBWL <sub>2</sub>	KRBWL <sub>3</sub>	KRBWL <sub>4</sub>	KRBWL <sub>5</sub>	KRBWL <sub>6</sub>
Capacity (m <sup>3</sup> /h)	50-100	80-150	100-200	120-240	150-300	250-500
Filter Area	5	7	9	11	14	14
Mesh	60-250					
Power	1.5	2.2	2.2	2.2	3	4

# DUNG DEWATERING MACHINE

## Description



**Best  
Choice**



**Reliable  
Product**



**Best Quality  
Material**



**Excellent  
Performance**

It can separate the raw water of pig, duck, minced cow and chicken into liquid organic fertilizer and solid organic fertilizer. It can separate the raw water from the pig, duck, cow, chicken, etc. into liquid organic fertilizer and solid organic fertilizer. Liquid organic fertilizer can be directly used in agriculture. Liquid organic fertilizers can be used directly in agriculture and absorbed by crops. The organic fertilizers can be transported to fertilizer deficient areas to improve soil structure. It is also used to improve the soil structure and is fermented to produce organic composite fertilizers. The fermentation process leads to the production of organic fertilizers. The raw water is pumped into the machine by means of a slurry pump. The fermentation process is carried out by means of a by means of a spiral shaft placed in a screen, the rounded material is separated by extrusion and the liquid passes through the screen and out of the outlet.



# DUNG DEWATERING MACHINE

## Working Principle

The raw water is pumped into the machine by a slurry pump and passed through a screw shaft placed in a grid. The solids are separated by extrusion through a spiral shaft placed in a screen, and the liquid is pushed out of the outlet through a screen. The liquid flows out of the outlet through the screen.

## Main Features

The poultry dehydrator is characterized by small volume, low speed, simple operation, easy installation and maintenance, low cost, high efficiency, quick investment recovery, no need to add any coagulant, etc. It adopts an auger shaft and a stainless steel mesh. It has a small volume, low rotation, simple operation, easy installation and maintenance, low cost, high efficiency, quick recovery of investment, no need to add any coagulant, etc. The spiral shaft and mesh used in this machine are made of stainless steel.

Model	Capacity (t/h)	Overall Size (L X B X H)	Power (KW)
KBT150	2	1.8x0.6x1.6(m)	2.2
KBT200	5	2.1x0.6x1.65(m)	3
KBT280	8	2.2x0.65x1.7(m)	4
KBT355	11	2.8x1.2x2.75(m)	7.5

# PLATE AND FRAME (TYPE) FILTER PRESS

## Description

Plate and frame filter press is an intermittent solid-liquid separation equipment, which consists of filter plates and frames arranged to form filter chambers. Under the pressure of the pump, the material is fed into the filter chambers, and the solids and liquids are separated through the filtration medium. Through the filter media, solids and liquids are separated. It is widely used in chemical industry, dyeing, petroleum, ceramics, pharmaceuticals, sugar, and food. Starch Powdered sugar, oil potential, metallurgy and sewage treatment in various industries. It has good separation effect, wide range of application, simple operation, low investment. It has the advantages of good separation effect, wide range of application, simple operation, investment saving, etc, especially for the separation of viscous and fine materials, it has unparalleled superiority. It has unrivaled advantages, especially for the separation of viscous and fine materials.



**Best  
Choice**



**Reliable  
Product**



**Best Quality  
Material**



**Excellent  
Performance**



# PLATE AND FRAME (TYPE) FILTER PRESS

## Technical Parameters

### 1. Manual (hydraulic station) compression

Spec	Filter Area	Material	Form
450	1 <sup>2</sup> -30 <sup>2</sup>	Steel Compound Rubber	Box, Plate-Frame
630	10 <sup>2</sup> -40 <sup>2</sup>	Steel Compound Rubber	Box, Plate-Frame

### 2. XMAJ and Mechanical Pressing Filter Presses

Spec	Filter Area	Material	Form
630	15 <sup>2</sup> -40 <sup>2</sup>	Steel Compound Rubber	Box, Plate-Frame
870	40 <sup>2</sup> -100 <sup>2</sup>	Steel Compound Rubber	Box, Plate-Frame

### 3. XMAJ Hydraulic Jacking and Mechanical Locking Filter Presses

Spec	Filter Area	Material	Form
930	40 <sup>2</sup> -100 <sup>2</sup>	Steel Compound Rubber	Box One Plate One Frame
1000	100 <sup>2</sup> -80 <sup>2</sup>	Steel Compound Rubber	Box One Plate One Frame
1250	130 <sup>2</sup> -300 <sup>2</sup>	Steel Compound Rubber	Box

### 4. Cross-z Type Fully Automatic Ferry Machine

Spec	Filter Area	Material	Form
1000	100 <sup>2</sup> -180 <sup>2</sup>	Steel Compound Rubber	Box One Plate One Frame
1250	130 <sup>2</sup> -300 <sup>2</sup>	Steel Compound Rubber	Box
1500	160 <sup>2</sup> -500 <sup>2</sup>	Steel Compound Rubber	Box

# DECANTER CENTRIFUGE MACHINE

## Description

Horizontal Screw Centrifuges or Horizontal Screw Centrifuges for short, are highly efficient centrifugal separators with a horizontal screw discharge system. Highly efficient centrifugal separation in continuous operation, the horizontal screw centrifuges can generally be divided into the following types of sedimentation equipment Horizontal Screw Centrifuges are generally divided into Horizontal Screw Filter Centrifuges and Horizontal Screw Sinkers. Horizontal Screw Centrifuges are suitable for The horizontal screw centrifuge is suitable for the dewatering of sludge from industrial and domestic wastewater treatment processes and is also widely used for the dewatering of chemical, light industrial and industrial wastewater. They are also widely used in the chemical, light industrial, pharmaceutical, food and environmental industries.



**Best Choice**



**Reliable Product**



**Best Quality Material**



**Excellent Performance**

# DECANTER CENTRIFUGE MACHINE

## Working Principle

The drum and the spiral rotate at high speed in the same direction with a certain differential speed, and the material is continuously introduced into the conveyor screw from the feed pipe. The material is continuously introduced from the feed pipe into the spiral, accelerated into the rotating drum, and the heavier solids are deposited on the wall of the rotating drum under the effect of the centrifugal force field. Under the effect of centrifugal field, the heavier solid phase material is deposited on the wall of the rotary drum. Under the action of the centrifugal force field, heavy solids are deposited on the wall of the rotary drum to form a sediment layer. The conveying

screw pushes the deposited solids continuously to the cone end of the drum. The conveyor screw pushes the deposited solid phase continuously to the conical end of the rotary drum, where it is discharged out of the machine through a slag outlet. The lighter liquid phase forms an inner liquid ring, which passes through the large end of the drum. The lighter liquid phase material forms an inner liquid ring that continuously overflows from the overflow port at the large end of the drum and is discharged out of the machine through the discharge port. The machine is capable of The machine is capable of continuous feeding, separating, washing and discharging at full speed.

## Technical Parameters

DATA	PROJECT	Diameter X Length	Drum Speed r/min	Maximum Score High	Mixed Liquor Processing	Speed	Electric Motor				Main Engine	Dimensions	Rotary Drum	Working Structure	Note
							Model	Number	Host	Power					
	MODEL														
	KLW-250	Φ250x963	4800	3226	2-5	20	YD1325-2/4	2920/1460	5.5/4.5		1000	1800x1100x700	Single Core	Continuous	
	KLW-250A	Φ250x1040	4800	3226	3-6	3-35	Y1325-2	2900/2870	7.5	3	1200	2330x1200x755	Single Core	Continuous	Dual Motor
	KLW-350	Φ350x1300	4500	3969	3-10	16	YD160M2-2	2920/1460	11.9		1800	2330x1200x755	Single Core	Continuous	Double Frequency
	KLW-350-1	Φ350x1550	4500	3969	4-12	16	Y160M2-2	2930	15		2000	2630x1200x755	Single Core	Continuous	
	KLW-350A		4500	3969	5-15	5-35	Y160M2-2	2930/2900	15	7.5	2000	2680x1200x755			
	KLW-360	Φ360x1500	4500	4078	5-15	3-20	Y180M2-2	2950	22	7.5	2050	2850x1400x800	Single Core	Continuous	Dual Motor
	KLW-430	Φ430x1763	4000	3853	5-25	20	Y20CL1-2	2950	30		2700	3160x1380x865	Single Core	Continuous	Double Frequency
	KLW-430A		4000	3853	6-30	5-30	Y20CL1-2	2950/2900	30	7.5/11	3000	3160x1410x866			Dual Motor
	KLW-450	Φ450x1800	4000	4032	6-30	20	Y20CL1-2	2950	30		3200	3210x1470x930	Single Core	Continuous	Double Frequency
	KLW-450A		4000	4032	10-35	5-35	Y20CL2-2	2950/2930	30	11	3500	3210x1470x930			
	KLW-500	Φ500x1858	4000	4480	6-25	20	Y2255-4	1480	30		3700	3680x1560x960	Single Core	Continuous	Dual Motor
	KLW-500A	Φ500x2100	4000	4480	15-50	5-35	Y225M-4	1480/1460	37	15	4000	3680x1650x960	Dual Motor		
	KLW-530A	Φ530x2230	3800	4286	20-70	5-35	Y225M-4	1480/1470	37	15	4500	3820x1750x1000	Single Core	Continuous	
	KLW-650A	Φ650x2600	2800	2854	30-90	5-35	Y2805-4	1480/1470	55	18.5/22	6000	4260x1900x1150	Single Core	Continuous	Dual Motor
	KLW-720A	Φ720x2880	2520	2520	40-110	5-35	Y280M-4	1480/1470	75	22	8000	4700x2200x1400	Single Core	Continuous	Double Frequency

# MECHANICAL GRILLE (BAR SCREEN)

## Description

Self- cleaning screen waste remover is composed of main frame, driving device, tooth harrow and transmission chains. Teeth with ABS, nylon 6, nylon 1010 or stainless steel material are ranked on axis to form a seal chain. It pushes waste to flow into tank instead of to the top guided by rail and wheel. And brush will clean the residue on teeth.

it is installed at water inlet of secondary grill and other water intake units where no large particles are in water. It is also can be used for industrial and municipal sewage of industries such as paper mill, textile, leather, wine and sugar making, fishing etc.

Chain rotor multi teeth screen waste remover is developed on the basis of advance technology from similar products both at home and abroad. Several teeth (4-8 pcs) are uniformly placed on chains with certain space. it moves from back of grill to front soas to push waste to discharging pole along preventing board where waste can be moved by transferring device or presser. It is suitable for usage at premier and secondary fence of water inlet of water intake units.



**Best  
Choice**



**Best Quality  
Material**



**Reliable  
Product**



**Excellent  
Performance**



# MECHANICAL GRILLE

## ( B A R S C R E E N )

### Technical Parameters

Model	Grille Width	Chanel Width	Grille Interstice (mm)	Grille Speed (m/min)	Discharge Height	Grille Angle	Power (kw)
KGSC300	300	500	3-60	2.2	User Defined By User	60-80 <sup>0</sup>	0.75
KGSC500	500	700	3-60	2.2	User Defined By User	60-80 <sup>0</sup>	0.75
KGSC800	800	900	3-60	2.2	User Defined By User	60-80 <sup>0</sup>	1.1
KGSC1000	1000	1200	3-60	2.2	User Defined By User	60-80 <sup>0</sup>	1.1
KGSC1200	1200	1400	3-60	2.2	User Defined By User	60-80 <sup>0</sup>	1.5
KGSC1500	1500	1700	3-60	2.2	User Defined By User	60-80 <sup>0</sup>	1.5
KGSC1800	1800	2210	3-60	2.2	User Defined By User	60-80 <sup>0</sup>	2.2
KGSC2200	2200	2610	3-60	2.2	User Defined By User	60-80 <sup>0</sup>	3.0

# OBLIQUE TUBE (PLATE) SEDIMENTATION DEVICE

## Description



**Best  
Choice**



**Reliable  
Product**



**Best Quality  
Material**



**Excellent  
Performance**

The inclined plate (tube) precipitator is a kind of high-efficiency combined precipitator designed according to the shallow pool sedimentation theory and is also collectively called shallow pool precipitator. Many densely packed inclined tubes or inclined plates are set up in the sedimentation area, so that the suspended impurities in the water can be transported to and from the inclined plates. Suspended impurities in the water are precipitated in the slanted plates or tubes, the water flows upward along the slanted plates or tubes, and the separated mud slides downward along the slanted plates (tubes) to the bottom of the pool under the effect of gravity, and is then discharged centrally\* This kind of pool can enhance the sedimentation efficiency. This kind of pool can increase the precipitation efficiency by 50-609% and the treatment capacity can be increased by 3-5 times on the same area. This equipment is suitable for the treatment of industrial wastewater from electroplating, coal mining, dyeing, bleaching and dyeing, tanning, food and chemical industries. The equipment is suitable for the treatment of industrial wastewater such as electroplating, coal mining, printing and dyeing, bleaching and dyeing, tanning, food and chemical industry.



# OBLIQUE TUBE (PLATE) SEDIMENTATION DEVICE

## Technical Parameters

Model	KXG-5	KXG-10	KXG-20	KXG-30	KXG-40	KXG-50	KXG-80	KXG-100
Capacity (T/H)	5	10	20	30	40	50	80	80
Size (m)	2.5x1x2.7	3.5x1x2.7	4.5x2x2.8	4x3x2.8	5x3x2.8	6x3x2.8	9x3x2.8	12x3x2.8

# CERAMIC VACUUM FILTER

## Description

KBTC ceramic vacuum filter sets Electromechanical, porous ceramic, ultrasonic technology as a whole, rely on efficient, energy-saving vacuum suction filtration equipment and capillary action to achieve solid- liquid separation. Widely used in mining metallurgy, chemical industry. environmental protection and other industries.

High vacuum ( pressure 0.09-0.098Mpa ). low moisture of filter cake. Solid content of filtrate < 50ppm. Can be repeatedly used, reducing emissions. Compared with traditional filtering equipment energy saving about 90% above, low energy consumption, low operation cost. Added compared with traditional ceramic filtering device filter cake washing. Suitable for washing materials. A high degree of automation, reducing labor intensity. compact structure. small occupation area. convenient installation and maintenance. Advanced drainage system, suitable for any use of working conditions.



**Best  
Choice**




**Reliable  
Product**



**Best Quality  
Material**



**Excellent  
Performance**





# CERAMIC VACUUM FILTER

## Technical Parameters

Model	Filters (Circle)	Numberplate (block)	Take Volume (m3)	Installed Power (kw)	Operating Power (kw)	LengthX WidhtXHeight (mm)
KBTC-1	1	12	0.4	7.6	6.6	2200x1350x1630
KBTC-4	2	24	0.79	9	7.32	2450x2250x1830
KBTC-6	3	36	0.94	10.5	7.98	2700x2250x1830
KBTC-8	4	48	1.28	11.5	8.14	3040x2250x1830
KBTC-12	6	72	1.79	13	7.96	3600x2250x1830
KBTC-24	8	96	3.96	23	16.28	4450x2850x2250
KBTC-30	10	120	4.6	25.15	17.95	5100x2850x2240
KBTC-45	10	120	5.9	40	30.4	5700x3200x2500
KBTC-60	14	168	8.1	43.81	30.37	6820x3200x2500

# KXSC BELL TYPE SAND REMOVING MACHINE

## Description

Over 98% of sand particles with dia. not less than 0.2 can be removed by this bell type sand removing machine.

Centrifugal force created from sewage flowing into sediment tank tangentially with certain speed makes heavy particles settle to bottom sand tank. Advanced air lifting system offers favorable condition for dis charging sand to separation device directly.

High flow rate in inlet and outlet during operation ensures large treating capacity and good treating effect. It is suitable for various sewage treating factories with features of small occupation, simple structure, energy saving, stable performance and convenient maintenance.



**Best  
Choice**



**Reliable  
Product**



**Best Quality  
Material**



**Excellent  
Performance**

## Technical Parameters

Model	KXSC1.8	KXSC3.6	KXSC6.0	KXSC10	KXSC18	KXSC30	KXSC46	KXSC60	KXSC78
Power	0.55	0.55	0.55	0.75	0.75	1.1	1.1	1.5	2.2
Capacity	180	360	600	1000	1800	3000	4600	6000	7800

# KLSF SERIES SAND WATER SEPARATOR

## Description

Spiral type grit-water separator, a kind of machine for treating grit-water mixed liquor is used for grit chamber in waste water treatment plant. Liquid goes into water tank from top of separator, impurities with big gravity such as sand particles will settle to the slot bottom and flow along tilt U-shape slot by helical blade to sand bucket through discharging hole after fully dewatered while water to overflow port. A cylindrical cyclone pre-separator can be used at water inlet before separator, waste water will flow into eddy current in angular direction and sand particles will settle into separator while water flow to grit chamber or Screen so as to realize pre-rifing and water regulation and enhance effect of separator.



**Best  
Choice**



**Reliable  
Product**



**Best Quality  
Material**



**Excellent  
Performance**

## Technical Parameters

Model	LSF-260	LSF-320	LSF-360	LSF-420
Screw Diameter (mm)	220	280	320	380
Capacity (L/s)	5~12	12~20	20~27	27~35
Power (kw)	0.37		0.75	
Rotate Speed (r/min)	5		4.8	

# PERIPHERAL DRIVE MUD SCRAPER

## Description

This machine is used for discharge sludge and remove ash for large and medium radial flow type secondary settling tank.

It's central buttress double (single), traction ensures large drive torque and energy saving, Central water inlet and sludge discharge together with peripheral drainage ensures even water flow and self-suction type of sludge discharge by hydraulic level difference. Over-load protective device can be connected with computer. Waste water will diffuse through draft tube from central buttress during work and large particles settle at the bottom of the tank to form sludge layer while light weight Particles float on the liquid surface. Driven by peripheral driving device, service bridge rotates around central buttress slowly thus sludge was accumulated to central pole by scraping plate, scum scraper helps discharge sludge by throwing them into peripheral slag hopper through draft tube.



**Best  
Choice**




**Reliable  
Product**



**Best Quality  
Material**



**Excellent  
Performance**



# PERIPHERAL DRIVE MUD SCRAPER


## Technical Parameters

Model	Pond Diameter	Speed (m/min)	Power (KW)		Bond Depth	Gradient
			Whole Bridge	Half Bridge		
KZBX-16	16	1~2	0.37x2	0.37	3-4	1:10
KZBX-20	20		0.55x2	0.55		
KZBX-24	24		0.75x2	0.75		
KZBX-30	30		0.75x2	0.75		
KZBX-35	35		0.75x2	0.75		
KZBX-40	40		1.1x2	1.1		
KZBX-45	45		1.5x2	1.5		
KZBX-50	50		1.5x2	1.5		

# CENTER DRIVE MUD SCRAPER

## Description

KZXG Center Drive Thickener & Scraper is suitable for all kinds of round type sludge thickening tanks. It is suitable for all kinds of round type sludge thickening and discharging of sludge in thickening tanks. The machine is center-driven, with high torque and energy-saving. Through the upper water inlet pipe, water distribution through the steady flow simple, center mud discharge, peripheral drainage, to ensure uniform water flow. The water flow is uniform. It is equipped with overload protection device and can be networked with microcomputer for control.



**Best  
Choice**



**Reliable  
Product**



**Best Quality  
Material**



**Excellent  
Performance**

# CENTER DRIVE MUD SCRAPER

## Technical Parameters

Model	Pond Diameter (m)	Peripheral Line speed m/min	Motor Power (kw)	Pond Depth (m)	Weight (kg)
KZXG-08	8	0.85	0.55	3-5	3100
KZXG-10	10	1.1	0.55	3-5	3700
KZXG-12	12	1.3	0.75	3-5	4500
KZXG-14	14	1.5	0.75	3-5	5700
KZXG-16	16	1.7	0.75	3-5	5850
KZXG-18	18	1.9	0.75	3-5	6100

# CHAIN TYPE OIL DREGS SCRAPER

## Description



**Best  
Choice**



**Reliable  
Product**



**Best Quality  
Material**



**Excellent  
Performance**

1. Chain type skimming- oil and scraping-sediment machine is suitable for oil skimming and sediment scraping of rectangle pool such as sedimentation basin and separation tank in oil refinery factory, water production factory and wastewater treatment factory.
2. This machine should be used together with oil gathering pipe and sludge discharging valve to separate oil residue and sand for primary purification.
3. Wastewater should flow into tank through grill so as to prevent large vol particles.
4. Features:  
Driven by two parallel chains, scraper moves linearly with a low speed that improves sedimentation and scraping capacity while causes no big disturbance to waste water. Circulating movement of two parallel closed chains ensures natural steering which simplifies control system and reduces cost. Driven device is installed on the platform of tank for convenient maintenance of machine.





# LANE DRIVING TYPE MUD SCRAPING MACHINE

## Description

Lane driving type mud scraping machine (suction) is widely used in flat flow sedimentation tanks. It is widely used for sedimentation and suction in flat-flow sedimentation tanks. The machine is compact, reliable and equipped with automatic control and overload protection system. It is equipped with automatic control and overload protection system. The suction machine adopts an intermediate centralization system under 4 meters of track spacing. The mud suction machine adopts centralized drive in the middle. For spacing of 6 meters and above, synchronized drive is adopted at both ends. Above 6m distance, synchronized drive is adopted at both ends.



**Best Quality**  
Material



**Best**  
Choice



**Excellent**  
Performance



**Reliable**  
Product



## Technical Parameters

Model	Pond Diameter (m)	Pond Depth (m)	Speed (m/min)	Mud Discharge (m <sup>3</sup> /h)	Power (kw)		Light Rall (kg/m)
					Motor	Pump	
KHJX-4	4	3.5-5	1-1.2	20-35	4x(50-70)	3	15
KHJX-6	6			2x(15-30)	2x0.37	2-22	
KHJX-8	8			2x(15-35)			
KHJX-10	10			2x(50-70)	2x0.55	2-30	18
KHJX-12	12			3x(50-70)	2x0.75	3-30	
KHJX-14	14						
KHJX-16	16						
KHJX-18	18						
KHJX-20	20			4x(50-70)	4-30	24	
KHJX-22	22						

# INCINERATOR

## Description

KWFS series of life ( medical ) waste incinerator is used in a pyrolysis gasification and the most advanced around the wind mixed fuel + two +burn treatment of incineration. The incinerator in a combustion chamber design due to the gasification incineration technology makes the temperature of incinerator furnace goes from 200°C to 400 °C. never produced in combustion process clinker. slag. sintering and other problems. In the two mixed burning chamber is provided with two times burning burner and tangential air-supply device. At high temperature. the combustible gas in the flue gas can burn fully. can be efficient to gas and air produced by the gasification furnace is fully mixed combustion. prevent the occurrence of carbon material escape styles and delayed firing phenomenon. The flue gas in the high temperature. combustion chamber with tangential entry and combustion air into the combustion mode etc.. the flue gas in the combustion chamber can be fully burning and the use of rotary flow of flue gas dust removal, incineration flue gas residence time in the furnace more than 2 seconds. the combustible gas in the flue gas and fly ash completely burned. a dry exhaust gas purification device on the upper part of the incinerator. the adsorption of hydrogen chloride. Sulfur oxide generated in the incineration. flue gas odor components are decomposed at high temperature. with calcium hydride filter tiles and acid gas and reaction gas Cleaning system. the adsorption of acid gases. the purpose of tail gas purification. The harmful components in smoke is reduced to the national " hazardous waste incineration pollution control standards ( GB18484-2001)" and other standard below the specified value.



**Best  
Choice**



**Reliable  
Product**



**Best Quality  
Material**



**Excellent  
Performance**

# INCENERATOR

## Technical Parameters

Model Item	KWFS-20	KWFS-30	KWFS-50	KWFS-150	KWFS-300	KWFS-500
Treatment Capacity	20-30kg	30-50kg	50-100kg	150-200kg	300-400kg	500-600kg
Incinerator Dimension M(LxHxB)	1.7x1.2x2.3	1.9x1.3x2.6	2.1x1.4x3.05	2.3x1.65x3.55	2.45x1.8x3.77	3.1x2.2x4.8
Feeding Door Size (mm)	390x490	390x510	600x750	670x870	800x1000	89x1220
Chimney (mm)	Outer Diameter	Outer Diameter	Outer Diameter	Outer Diameter	Outer Diameter	Outer Diameter
Air Blower	0.25KW	0.25KW	0.25KW	6 0.55KW	6 0.55KW	6 0.55KW
Main Burner	CX10	CX10	CX10	CX-10	CX-26	CX-26
Fuel consumption	6.51Kg/h	6.51Kg/h	6.51Kg/h	6.51Kg/h	14.89Kg/h	14.89Kg/h
Two Burners	CX14	CX14	CX14	CX14	CX26	CX26
Fuel consumption	9.31Kg/h	9.31Kg/h	9.31Kg/h	9.31Kg/h	14.89Kg/h	14.89Kg/h

# KCAF AERATOR

( MICRO BUBBLE GENERATOR )

## Description

Learn from advanced technology of Mewong USA Co. based on national condition and long years experience in this industry. we developed patented product KCAF cavitation aerator. It is mainly used for high-rate aeration of flotation tank in water treatment for industries like petrochemical. textile. paper mill. printing. beer. leather etc, and for municipal sewage. Single or multi sets can be selected according to actual needs of aeration vol. air compressor and dissolved air tank is unnecessary for single aerator. with dense micro bubbles consumes less power. It is composed of motor, coupling, intake shaft, main frame and impellor etc.



**Best  
Choice**



**Reliable  
Product**



**Best Quality  
Material**



**Excellent  
Performance**

## Technical Parameters

Model	Power (kw)	Aerator Capacity (m <sup>3</sup> /h)	Bubble Diameter	Pond Depth
KCAF1	1.5	1-80	20-80	According To The User
KCAF2	2.2			
KCAF3	3			
KCAF4	4			

# SHAFTLESS SCREW CONVEYOR

## Description

It is for consecutive transferring of loosen, adhesive and tangling material with max. temperature reaches 100°C while max. inclination of machine is less than 45°. It is widely used in industries such as construction material, chemical engineering, environmental protection, electrical power, pharmaceutical and food, especially for conveying sand, grill residue and mud from sludge dewatering etc.. Material enters into spiral pipe from feed hopper and will be discharged at the correct position.

This machine is mainly composed of driving device, transferring spiral, U-shape slot, lining board, cover plate, inlet and outlet, machine lid (if necessary) and base etc.

Spiral pressure is used for dewatering of grill residue so as to reduce the vol. for easy transportation and landfill.



**Best  
Choice**



**Reliable  
Product**



**Best Quality  
Material**



**Excellent  
Performance**

# SHAFTLESS SCREW CONVEYOR

## Technical Parameters

Model	Width Of Blade (mm)	Screw Pitch (mm)	Rotate Speed (r/min)	The Amount Of Transport (m3/h)
KWLS200	55	180	12-20	4
KWLS250	75	200	12-20	8
KWLS300	100	280	12-20	12
KWLS350	120	350	12-20	20
KWLS400	135	350	12-20	28
KWLS500	160	400	12-20	40

# AMMONIA NITROGEN STRIPPING TOWER

## Description

According to technology category of ammonia nitrogen, concentration interval, salt content and area temperature, combined seven methods of high concentration ammonia nitrogen wastewater removal to solve the problem of treating industrial high concentration ammonia nitrogen wastewater. To treat chemical, metallurgical, coking, pharmaceutical etc. high concentration industrial sewage, can use our special catalyst.

And treatment equipment and adopt catalyze-oxidate-strip technology to make those industrial sewage to meet effluent standard after primary treatment. This technology can be used alone and combined with biochemical technology. It's a breakthrough because of its higher treatment efficiency, more stable operation and lower energy consumption compared with traditional technology. Ammonia nitrogen exists as two forms:  $NH_4^+$  and  $NH_3$  in wastewater. Ammonia nitrogen removal must be in certain conditions, convert  $NH_4^+$  to  $NH_3$  maximumly and stripping, them by using air, the ammonia nitrogen removal rate is steady between 85% and 94%. The ammonia after stripping can be reused so that secondary pollution is prohibited and operating cost is reduced.



**Best Choice**



**Best Quality Material**



**Reliable Product**



**Excellent Performance**

## Technical Parameters

PH	20°C	30°C	35°C
9.0	25	50	58
9.5	60	80	83
10.0	80	90	93
11.0	98	98	98

# CHLORINE DIOXIDE GENERATOR

## Description

Reaction Principle:  $\text{NaClO} + 2\text{HCl} \rightarrow \text{ClO}_2 + 1/2\text{Cl}_2 + \text{NaCl} + \text{H}_2\text{O}$

Composition: It consists of supply system \ reaction system \ temperature control, automatic control system \ suction system, safety system \ reaction liquid automatic treatment system.

Bt chlorine dioxide generator with sodium chlorate and hydrochloric acid (31%) as raw materials, production of chlorine dioxide compound disinfectant to mainly, supplemented by chlorine-The reaction system using electromagnetic diaphragm metering, pump, the import of stable operation, accurate measurement, safe and reliable Temperature control display.

adjustable metering pump display, system control and display.



**Best Choice**



**Reliable Product**



**Best Quality Material**



**Excellent Performance**



# CHLORINE DIOXIDE GENERATOR

## Technical Parameters

Specifications And Model	Available Output Chlorine	Pressure (Mpa)	DN <sub>3</sub> (mm)	DN <sub>2</sub> (mm)	Power (kw)
KBT-50	50	≥0.20	25	32	1.0
KBT-100	100	≥0.20	25	32	1.0
KBT-200	200	≥0.20	25	32	1.0
KBT-300	300	≥0.20	25	32	1.0
KBT-500	500	≥0.20	25	32	1.0
KBT-800	800	≥0.25	25	32	1.0
KBT-1000	1000	≥0.25	32	40	2.0
KBT-2000	2000	≥0.25	32	40	2.0
KBT-3000	3000	≥0.30	32	40	2.0
KBT-4000	4000	≥0.30	40	50	2.0
KBT-5000	5000	≥0.30	40	50	2.0
KBT-6000	6000	≥0.30	40	50	3.0
KBT-7000	7000	≥0.30	40	50	3.0
KBT-10000	10000	≥0.30	50	60	3.0
KBT-15000	15000	≥0.30	50	60	3.0
KBT-20000	20000	≥0.30	50	60	3.0

# DOSAGE SYSTEM

## Description

The system usually consists of a box, a set of pump, a set of electrical mixer, can also be designed as structures of one box,two sets of pump; two boxes, two sets of pump; two boxes, multi sets of pump; multi boxes, multi sets of pump. It boasts high security and stable performance, and is convenient for transportation, installation and maintenance. Electrical control box or centralized control (remote/auto control) can be chosen. It is used for making liquid-liquid, solid-liquid, gas-liquid solution and for quantitative transferring of flocculant, coagulant aid, antifoamer and disinfectant in waste water treatment.



**Best  
Choice**



**Reliable  
Product**



**Best Quality  
Material**



**Excellent  
Performance**

# INDOTARA®

PT. INDOTARA PERSADA

## Our Marketing Office and After Sales Service Center

### Head Office

50/F, Menara BCA Grand Indonesia  
Jl. M.H. Thamrin No.1  
Jakarta Pusat 10310

021 - 5011 2229

dwt@indotara.id



### Semarang Office

Wisma HSBC Lt. 6 Suite 609  
Jl. Gajah Mada No.135  
Semarang, Jawa Tengah 50134

021 - 5011 2229

smg.dwt@indotara.id



### Marketing Office

APL Tower 6th Floor No. 6 Central Park,  
Jl. Letjen S. Parman Kav 28,  
Jakarta Barat - 11440

021 - 5011 2229

dwt@indotara.id



### Medan Office

Sutomo Tower Lantai 5H  
Jl. Sutomo Ujung No.28,  
Kota Medan, Sumatera Utara 20235

021 - 5011 2229

mdn.dwt@indotara.id



### Graha Indotara

Millenium Industrial Estate  
Jl. Millenium 22 Blok R3 No. 1  
Cikupa, Tangerang - Banten 15720

021 - 5011 2229

dwt@indotara.id



### Makassar Office

Fajar Graha Pena Lt. 5  
Jl. Urip Sumoharjo No. 20,  
Makassar - South Sulawesi 90234

021 - 5011 2229

mks.dwt@indotara.id



### Bandung Office

Wisma HSBC Lt. 6 Suite B  
Jl. Asia Afrika No. 116  
Bandung, Jawa Barat 40112

021 - 5011 2229

bdg.dwt@indotara.id



### Balikpapan Office

Panin Tower Lt. 8 - Grand Sudirman  
Jl. Jendral Sudirman No.7 Klandasan Ilir,  
Balikpapan Kota, Kalimantan Timur 76114

021 - 5011 2229

bpp.dwt@indotara.id



### Surabaya Office

Japfa Indoland Center, Tower 1 Lt. 10/1008  
Jl. Jendral Basuki Rahmat 129-137  
Surabaya 60271

021 - 5011 2229

sby.dwt@indotara.id



### Bali Office

Benoa Square Lt. 2  
Jl. Bypass Ngurah Rai No. 21 A Kedonganan,  
Kuta Badung - Bali Indonesia 80361

021 - 5011 2229

bali.dwt@indotara.id



### Yogyakarta Office

Hartono Mall Yogyakarta Lt. 3  
Kaliwaru, Condongcatur,  
Sleman, Yogyakarta 55281

021 - 5011 2229

yog.dwt@indotara.id



### Singapore Office

Marina Bay Financial Centre Tower 3  
17F, 12 Marina Boulevard  
Singapore - 018982

021 - 5011 2229

sing.dwt@indotara.id

